


**I am going to the Iowa Children's Museum!**



Today I am going to the Iowa Children's Museum. It is in the Coral Ridge Mall. I will go inside the Mall first.

I will wait while my grownup pays for admission.



The Playologist, who works at the Museum and is wearing a purple shirt, will give me a stamp. It is okay to get a stamp on my hand.

There are rules to follow at the Museum. I will follow the rules so that I can have a fun time and stay safe.

1. I will use my walking feet in the Museum.
2. I will stay with my grownups in the Museum.
3. I will wait to eat until I am all done. I can drink from the water fountain if I get thirsty.
4. I will follow rules that are posted at the Museum. If a rule says that I am too big to go into an area, that is okay. I can go to a different spot to play. There are a lot of fun areas at the Museum.
5. If I have any problems, I will ask a Playologist in a purple shirt for help.
6. I will have a fun time and let my grownup know if I need a break.

There are many ways I can take a break at the Museum. If I need a break, I could



Sit down



Read



Walk around  
upstairs



Look at the  
aquarium

I can also go out of the Museum to walk around and come back later.



When I go inside the Museum, I may need to first go hang up my coat.

It is okay to go put up my belongings first, then go play.



I may need to go to the bathroom first. I can go to the bathrooms downstairs before I start playing or wait until later.





I can go to the family bathroom upstairs later, too.

People can get around the Museum in different ways.

They might walk around the museum and walk

up the stairs      and      down the stairs



I will use the rails and walk to stay safe.

Some people might need to use the elevator.

My grownup will tell me if we need the elevator.



The Museum has many different areas to play in, called exhibits. My grownups will tell me which exhibits we are going to play in. If we do not have time to play in all the areas, we can come back another day. I might like some of the exhibits more than others. That is ok. If I don't like what I am doing, I can move and try something else.

Each of the exhibits has its own page in this book. If I want to read about an exhibit quickly, I can skip to its page.

Each exhibit has ideas of what to do. I do other things at that exhibit. I can make up my own ideas, too

#### First Floor

- City Money page 8
- City Works pages 9-10
- City Music page 10
- Playworks Theatre page 11
- Art Studio page 11
- Notion of Motion page 12
- Take Flight page 12

#### Second Floor

- Block Party page 13
- Blue Room page 13
- Imaginacres page 14
- All Aboard page 14

The Imaginacres exhibit is the only exhibit that is for kids younger than 5. If I am older than 5, I cannot go play in there. It is okay to not play in that exhibit. There are many other exhibits to play in.

## City Money

This exhibit is about money and banking.



- I can pretend to drive up to the bank.
- I can play with the money.
- I can play games and do puzzles to learn about money.
- I can learn about banks.

## City Works

This exhibit is about places in cities- the City Grocery, the Pizzeria Pie, the City Hospital, and the Post Office.



### The City Grocery

- I can go grocery shopping.
- I can play with the cash register.
- I can put the groceries back when I am done.



### Pizzeria Pie

- I can put on an apron.
- I can make pretend pizza.
- I can serve pizza to my grownups.
- I can put the pizza and toppings back when I am done.





## City Hospital

- I can pretend to drive the ambulance.
- I can act like a doctor.
- I can play with the baby dolls.
- I can brush and floss the big teeth.



## Post Office

- I can sort the mail.
- I can deliver the mail.

## City Music

This exhibit is about learning about and playing music.



- I can play instruments.
- I can dance.
- I can put on a tutu or cape and perform.

## Playworks Theatre

This exhibit is about performing in a theatre.



- I can put on a costume.
- I can perform a show.

## Art Studio

This exhibit is about creating art.



- I can draw, paint, or use other supplies to make art.
- I can take my artwork home.
- I might get messy, but that is okay.

## Notion of Motion


This exhibit is about learning how things move.



- I can build a race car.
- I can build a track.
- I can let the balls go down the roller coaster.
- I can climb the rock wall, if my grownup says ok.

## Take Flight

This exhibit is about learning about the things that fly and why they fly.



- I can pretend to fly a plane or a hot air balloon.
- I can build a rocket with art supplies.
- I can fly in a flight simulator.
- I can do flight activities.
- I can go down the slide, if my grownup says ok.

## Block Party

This exhibit is about building with small blocks.



- I can build and create with legos.
- I can sort the Legos.
- I can put the Legos up when I am done.

## Blue Room

This exhibit is about building with large blocks.



- I can build with the large blue foam blocks.
- I can sort the blocks.
- I can put the blocks up when I am done.



## All Aboard

This exhibit is about trains.



- I can watch the train go on the tracks.
- I can play with the trains.

## Imaginacres

This exhibit is a place for kids under the age of 5 to go and play.



If I am younger than 5 years old,

- I can go down the slide.
- I can play in the tunnel.
- I can play with the pretend food.
- I can play with the letters on the light table.

My grownup will let me know when it is time to leave. I love to visit the museum!



I will try my best to stay calm when I leave the Museum. It is okay to feel sad when I leave.

I will try to remember that I can come back again to play another day.